

AG AUTHORITY

Claas Lexion Chevron Beater Wear Kits

The processor of a Claas Lexion combine is either a Wide (67") or Narrow (56") body design. There are two basic separator systems available, straw walkers or twin rotary. The Chevron Beater (Vee Notched, Under-Slung) is used in transition from primary cylinder/concave to twin rotors behind.



It is critical that material is split effectively into two streams feeding the rotors or bridging will occur, often back feeding over the primary cylinder causing damage to the primary threshing components. Typically the chevron beaters are not provided with a wear kit, though they have holes provided to mount protective wear kits. **If your customer's machine is without one of these wear kits, one should be installed immediately.**

The over-all diameter of a chevron beater can lose a full inch in 500 hours or less, rendering the device ineffective. Mounting a wear kit on a worn chevron beater will show the material lost, notably on the apex of the Vee Notches. These should be re-built to original diameter by welding along with the wear kit installation for optimum efficacy. This wear kit can also be installed on a new chevron beater which will greatly extend its useful life.

The kits come in either Black or Boronized and fit on all Claas Lexion combine models 500 Series and newer with twin rotors. Which wear kit should you buy? The wear enhancement achieved by boronizing is of benefit, but the reduced operating drag of the intermetallic surface provides an even greater advantage here. Boronized steel has a far lower co-efficient of friction than an untreated equivalent part. We would always suggest you sell the boronized wear kit first, but provide the black wear kits as well for price sensitive customers.

The video link below shows the location of the chevron beater on the Claas Lexion combine:

<http://www.youtube.com/watch?v=CYxsMKbgbCY>

Freeze frame at 54 seconds...chevron beater is third drum from feeder house.

For complete details of the **Claas Lexion Chevron Beater Wear Kits**, including kit part numbers and photos of the installation, please see pages 2—4 of this bulletin.

Complete Chevron Beater Wear Kits for Claas Lexion Combines 500 Series and Newer with Twin Rotors

AGCO Part No.	Description	Weight
SBLX800	Chevron Beater Kit, Widebody (67") Black, 3-Hole Flats	80 lbs
SBLX801	Chevron Beater Kit, Widebody (67") Black, 5-Hole Flats	80 lbs
SBLX806	Chevron Beater Kit, Widebody (67") Boronized, 3-Hole Flats	80 lbs
SBLX807	Chevron Beater Kit, Widebody (67") Boronized, 5-Hole Flats	80 lbs
SBLX810	Chevron Beater Kit, Narrowbody (56") Black, 4-Hole Flats	70 lbs
SBLX816	Chevron Beater Kit, Narrowbody (56") Boronized, 4-Hole Flats	70 lbs

Note: Kits come with everything you need for an easy installation: flats, chevrons and mounting hardware.

Q.) Which customers should I sell these kits to?

A.) All customers who own a Claas Lexion combine 500 Series or Newer with Twin Rotors.

Q.) Should I sell these kits only to customers who already own a Claas Lexion combine?

A.) No, you should sell them to both:

- Customers with used combines to restore their chevron beaters to like new, and
- To customers who are buying a new combine as an add-on that will provide additional longevity and wear to keep them in the field longer.

Q.) How does the price of these kits compare to the OE kits?

A.) Approximately **half the cost of the OE kits** in black, with the boronized version an even greater value, providing the dealer with even greater profits for each kit sold and installed.



Chevron Beater Wear Kits Include Enough Chevrons, Beaters and Hardware to Do One Complete Install



4-Hole Kit Chevron and Beater not shown



Chevron Beater from a Claas Lexion Combine




Notice the bent beaters and worn chevrons. We will be adding the **“Chevron Beater Kit, Narrowbody (56”) Black, 4-Hole Flats”** to this unit. The results are on the next page.

Installation of the 4-Hole Wear Kit is Complete



WOW! Can you believe that this is the same beat up unit on page 3? The Chevron Beater Kit is now installed and ready to be placed back into the Lexion combine.



Don't forget that you can add these kits to a new Lexion combine, as shown here, to increase the longevity of the chevron beater and decrease the maintenance on the combine.

